

FIRE PILLOWS

P4 Fire Pillows

DESCRIPTION

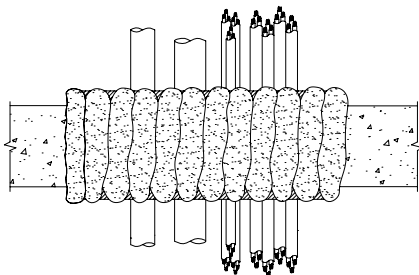
Fire rated pillows containing non-combustible rockwool in a woven fabric cover suitable for sealing larger penetrations and expansion joints for up to 3 hours of fire resistance.

APPLICATIONS

Expansion joints, penetrations through concrete and brick walls and floors containing electrical cables and cable trays and metal pipes. Should be used in conjunction with Pyropanel Multiflex and Pyropanel Intumex F for maximum fire resistance.

FEATURES

- Fully certified to Australian Standards AS1530.4 and AS4072.1 for up to 3 hours of fire rating depending on the construction element they are installed in
- Light weight and very easy to use
- 3 sizes available
- Not suitable for external use
- Maximum penetration size for floors and walls:
 - 400mm on shortest side x any length
 - 400-500mm on shortest side, max area 0.75m²
 - 500-600mm on shortest side, max area 0.75m², with additional row of Pyropanel PS expanding fire pillows along both longest sides
- Use with Pyropanel Multiflex fire rated acrylic sealant and Pyropanel Intumex F fire rated putty for maximum fire resistance
- **Note:** for uninsulated metal penetrations, an insulation shield may be required to maintain insulation level due to heat transfer via the penetrating element.
- *For dust free applications, refer PAS-12 Pyropanel intumescent fire pillows*
- For long spans, refer to PAS-13 Pyropanel fire snake



Example of P4 fire pillows sealing electrical cables and copper or ferrous pipes, in a floor penetration

INSTRUCTIONS

1. Firmly pack pillows into penetration opening, ensuring the pillows are compressed to approximately 30mm thick.
2. Ensure that the pillow is orientated so that there is at least 200mm between fire and non fire sides
3. Pack material tight against pipes, cables and cable tray, ensuring all gaps and voids are filled
4. Fill all gaps between pillows and between pillows and penetrations and surrounding substrate to a depth of 50mm with Pyropanel Multiflex

RATING

Application	Rating
Concrete and masonry walls and floor	Up to -/180/180

Note: Rating is maximum rating, and is dependent on fire rating of surrounding substrate - check with Pyropanel for latest test approvals if in doubt

MODELS AVAILABLE

Product code	Product	Size	Compressed thickness
PLTP41	P4-1 Fire pillow	200 x 100	30mm
PLTP42	P4-2 Fire pillow	200 x 200	30mm
PLTP43	P4-3 Fire pillow	200 x 300	30mm

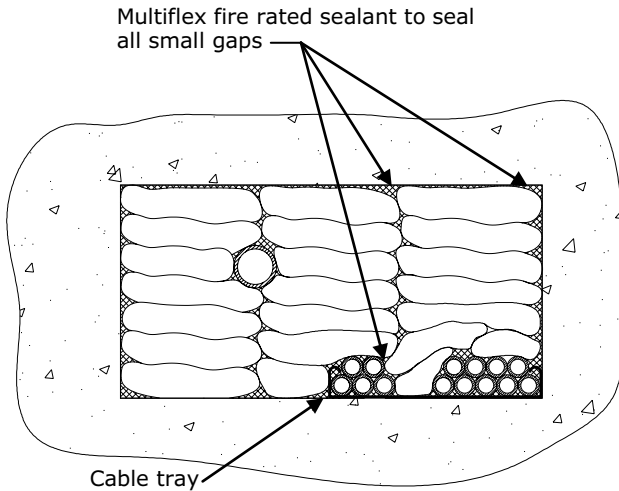
HOW TO SPECIFY

Eg, "Seal penetration using Pyropanel "P4 Fire Pillows", Pyropanel Multiflex fire rated acrylic sealant, and Pyropanel Intumex F as required, and installed as per manufacturers instructions"

FIRE PILLOWS

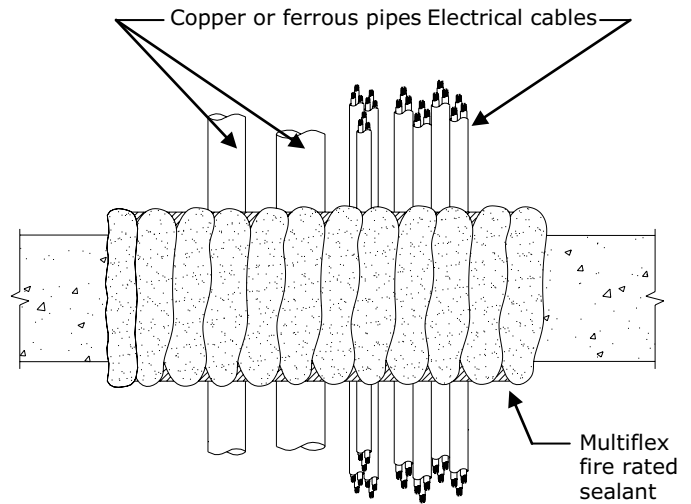
P4 Fire Pillows

BUILDING IN DETAILS



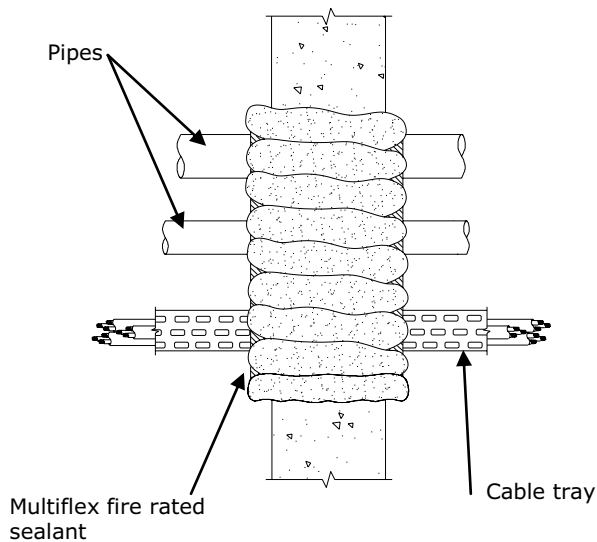
Typical elevation view of wall

Example of P4 fire pillows sealing electrical cables in a cable tray, and copper or ferrous pipes, in a wall penetration



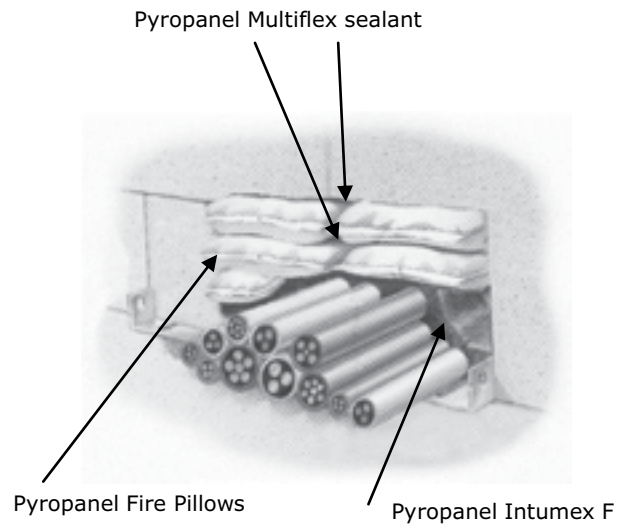
Typical section view of floor

Example of P4 fire pillows sealing electrical cables and copper or ferrous pipes, in a floor penetration



Typical section view of wall

Example of P4 fire pillows sealing electrical cables and copper or ferrous pipes, in a wall penetration



Example of P4 fire pillows sealing electrical cables and copper or ferrous pipes, in a wall penetration with Pyropanel Multiflex fire rated acrylic sealant and Pyropanel Intumex F